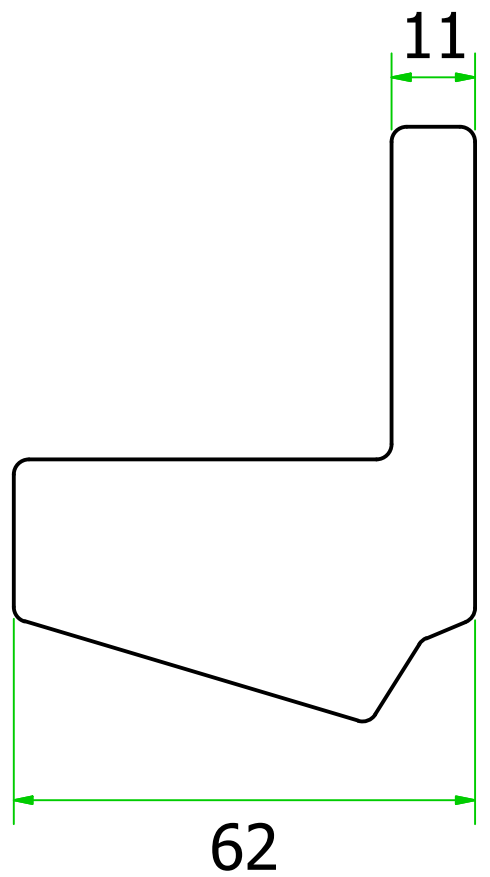
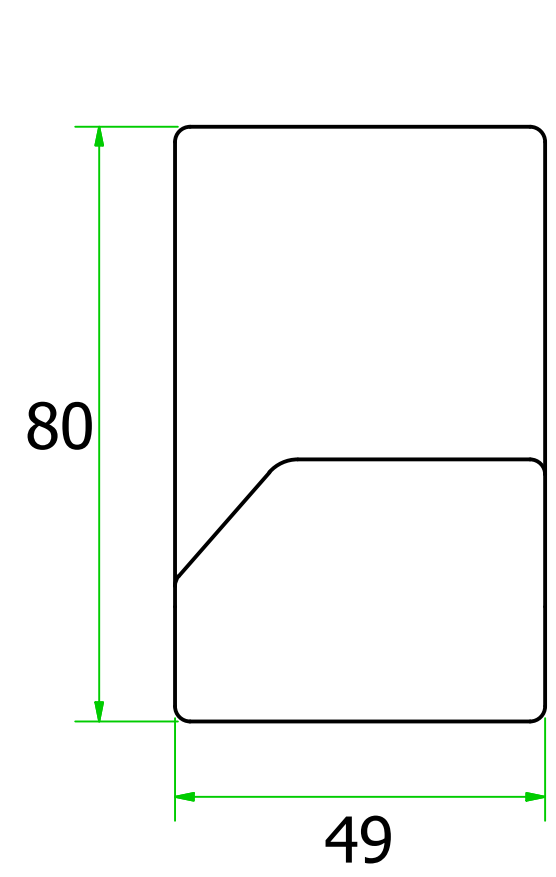



5 DCN, ECN, ECR -		6 LOCATION -		7 REV -		8 BY - DATE CHK - DATE		REMARKS	
-------------------------	--	--------------------	--	---------------	--	------------------------------	--	---------	--



<input type="checkbox"/> CC	FEATURES LABELED AS SUCH SHALL REQUIRE STATISTICAL PROCESS CONTROL
<input type="checkbox"/> SC	FEATURES LABELED AS SUCH REQUIRE REFERENCE TO A CONTROL PLAN

SHEET	INITIALS	DR.	CK.	ENGR.	MFG.	QUAL.	MATL.
10F1		06/27/09	06/27/09	06/27/09	06/27/09	06/27/09	06/27/09

COUNTRY OF ORIGIN U.S.A.	3RD ANGLE PROJECTION	DO NOT SCALE PLOT SCALE 1:1 DRAWING SCALE 1:1	<p>KRISRY INTERNATIONAL INC. (847) 487-4907 - phone 1000 N. Rand Road, Suite 117 Vauconda, Illinois 60084</p>
UNITS			

GEOMETRIC TOLERANCE SYMBOLS		
◎ CONCENTRICITY	⊕ POSITION	⊥ PERPENDICULARITY
≡ SYMMETRICAL	○ CIRCULARITY	— STRAIGHTNESS
// PARALLELISM	⊘ CYLINDRICITY	∠ ANGULARITY
∟ FLATNESS	⊘ TOTAL RUNOUT	↗ CIRCULAR RUNOUT
Ⓜ MOST MATERIAL CONDITION	○ PROFILE OF A LINE	
△ PROFILE OF A SURFACE	□ BASIC DIMENSION	
Ⓛ LEAST MATERIAL CONDITION	□ DATUM	
Ⓢ REGARDLESS OF FEATURE SIZE		

This drawing is the property of Krisry International. It is furnished to you for confidential information purposes only. It is not to be disclosed to anyone else, reproduced, or used for manufacturing purposes without the express written permission of Krisry International.

DRAWING TITLE	MILITARY PARTS	REV
DRAWING NUMBER	KRY 1205	DWG SIZE

PATH PATH & FILENAME

B